

Market Trends

Property Type: SF + Condo/TH/Apt

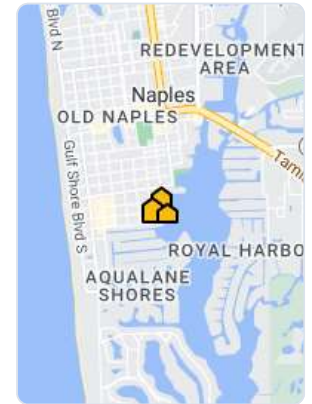
October 2023

Market Type



Key Details

Months of Inventory	List to Sold Price %	Median Days in RPR	Median Sold Price
4.31	99.5%	40	\$585,000
↑ 14.02% MoM	↓ 0.28% MoM		↑ 1.04% MoM



Realtors Property Resource®, LLC

Source: Listings

Median Estimated Property Value

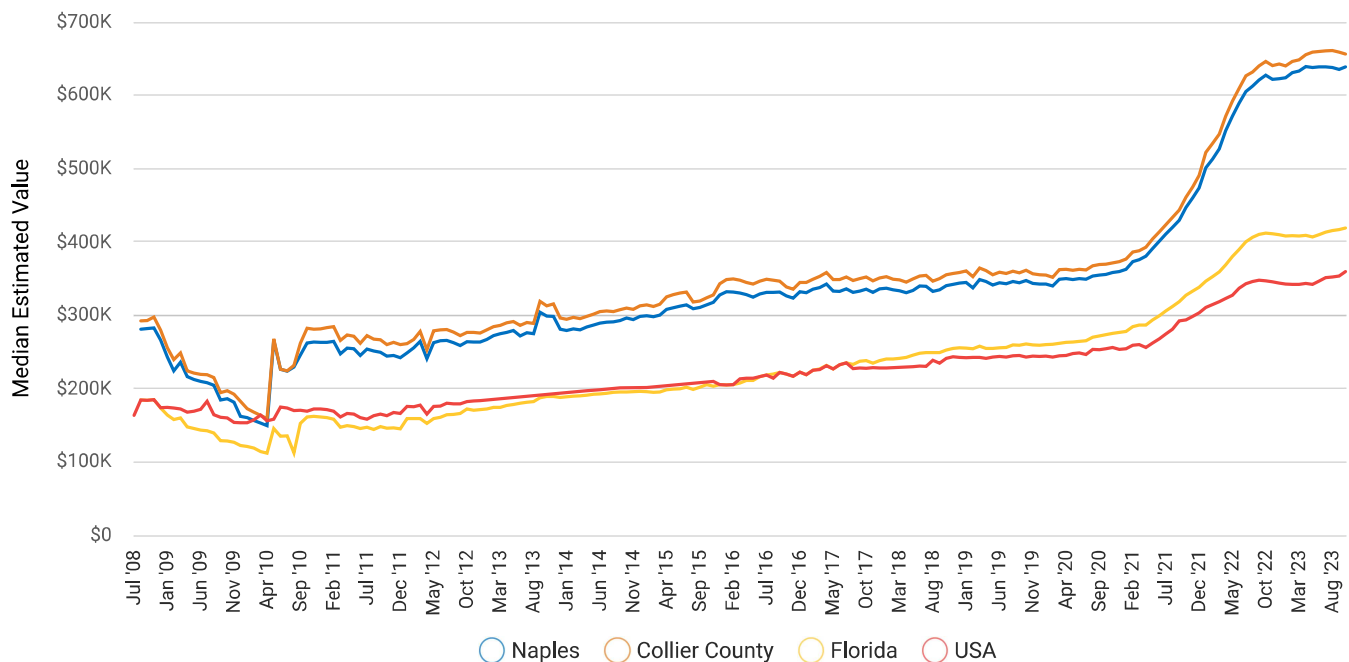
October 2023

Property Type: SF + Condo/TH/Apt

Median Estimated Value
\$638,430

Last Month Change
+0.5%

12 Month Change
+1.8%



Realtors Property Resource®, LLC

Source: Public Records and Listings

New Listings

October 2023

Property Type: SF + Condo/TH/Apt

Median List Price

\$749,000

↑ 1.5% MoM

of Properties

1,245

↑ 30.1% MoM

Median \$/Sqft

\$409

↑ 1.7% MoM

Total \$ Volume

\$1,833,555,598

↑ 43.7% MoM

Median Living Area Sqft

1,758

↓ 1.3% MoM



Realtors Property Resource®, LLC

Source: Listings

Active Listings

October 2023

Property Type: SF + Condo/TH/Apt

Median List Price

\$818,000

↑ 2.9% MoM

of Properties

3,224

↑ 14.6% MoM

Median Days in RPR

63

↓ 8.7% MoM

Median \$/Sqft

\$442

↑ 2.1% MoM

Total \$ Volume

\$6,187,203,355

↑ 15.7% MoM

Median Living Area Sqft

1,830



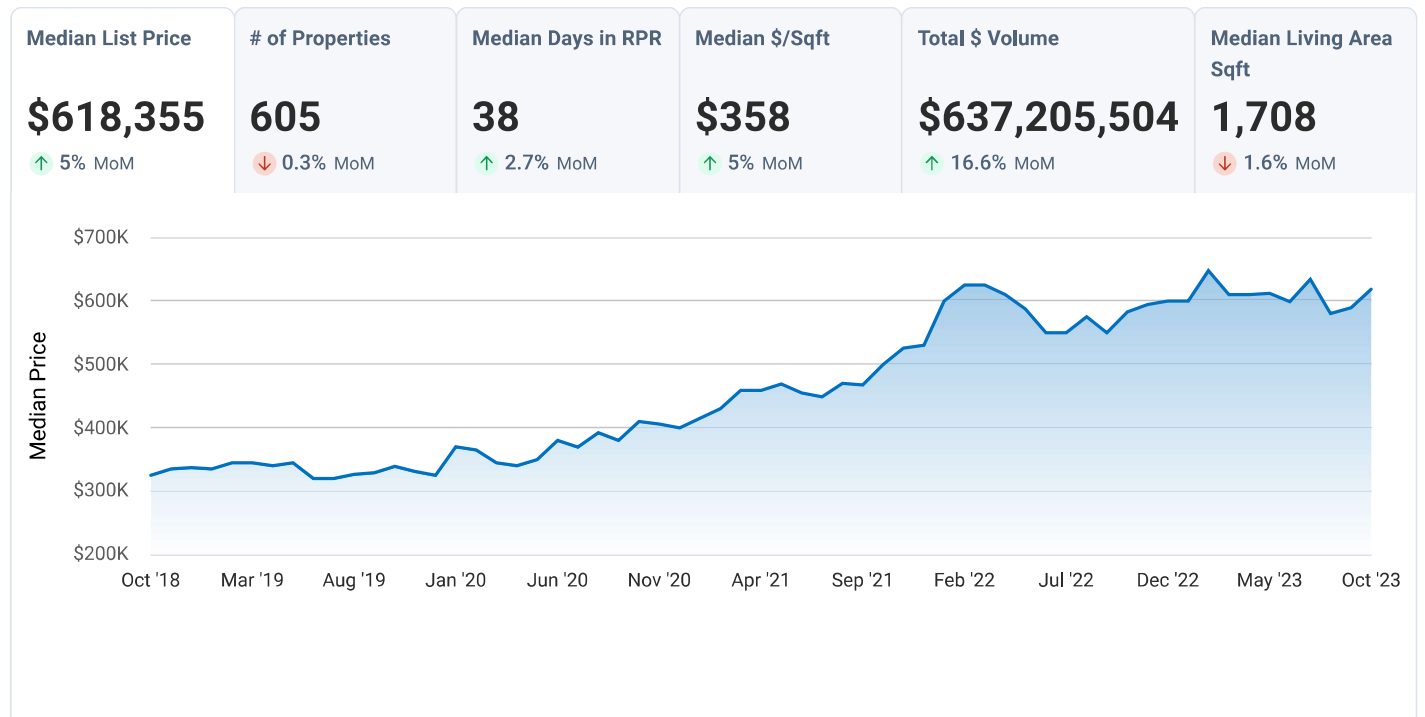
Realtors Property Resource®, LLC

Source: Listings

New Pending Listings

October 2023

Property Type: SF + Condo/TH/Apt



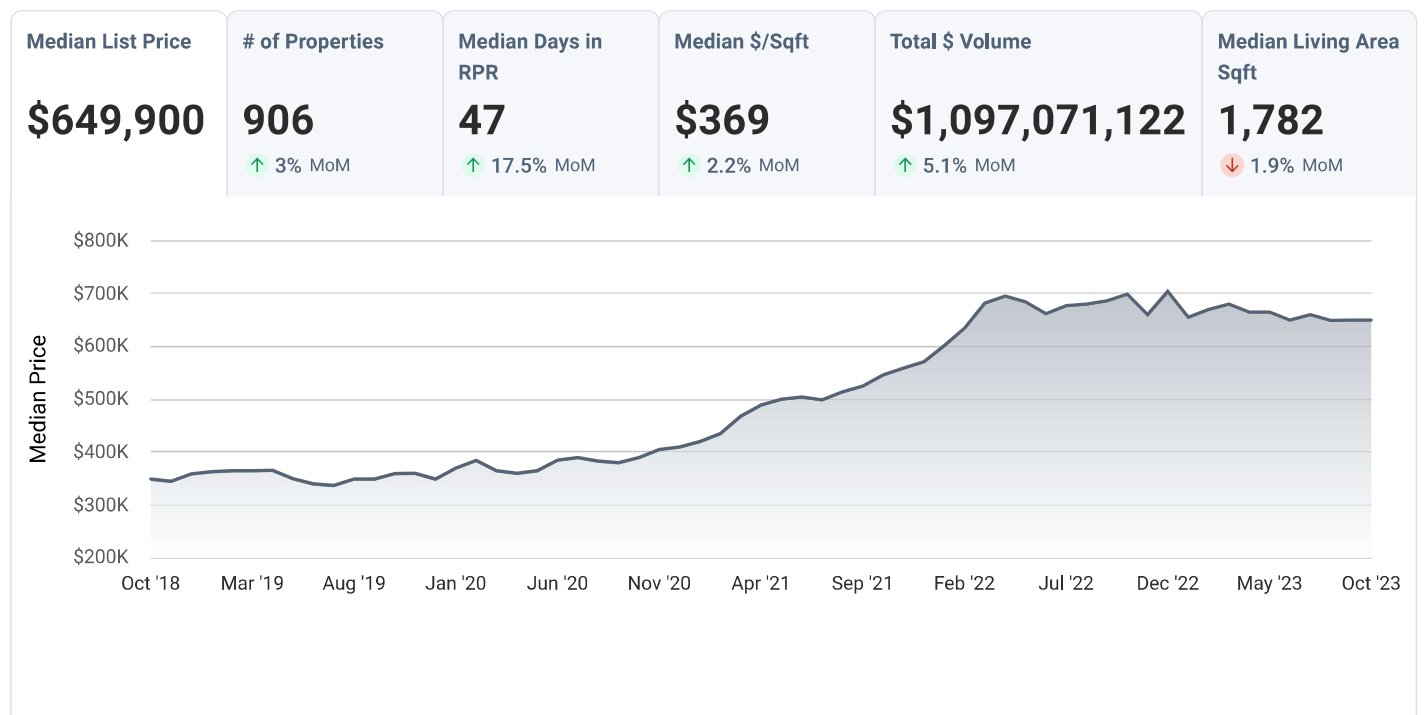
Realtors Property Resource®, LLC

Source: Listings

Pending Listings

October 2023

Property Type: SF + Condo/TH/Apt



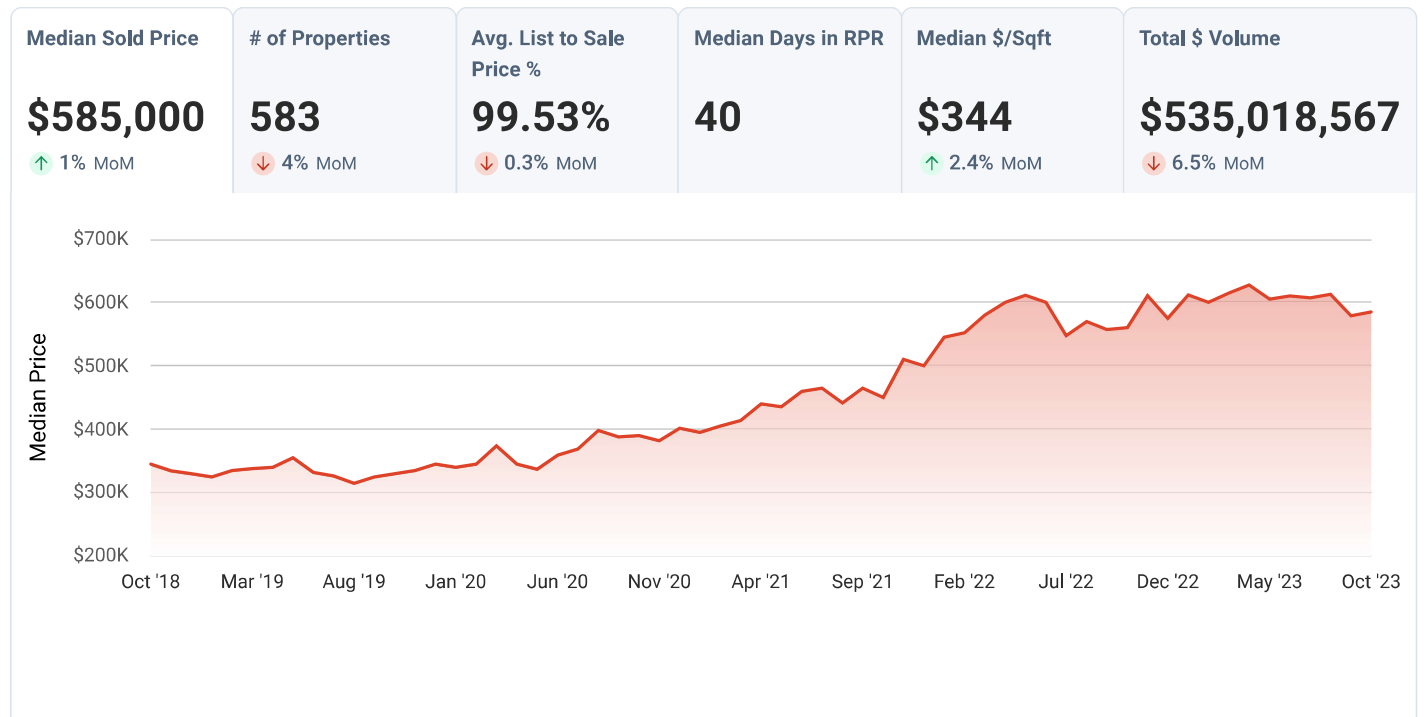
Realtors Property Resource®, LLC

Source: Listings

Sold Listings

October 2023

Property Type: SF + Condo/TH/Apt



Realtors Property Resource®, LLC

Source: Listings

Months Supply of Inventory

October 2023

Property Type: SF + Condo/TH/Apt



Realtors Property Resource®, LLC

Source: Listings

Sold Public Records

October 2023

Property Type: SF + Condo/TH/Apt

